

























Indoor / Outdoor

Digital Signage Enclosure Solutions



Product Line


 <p>Z01 Indoor Totem Enclosure PAGE 04-05</p>	 <p>ZL Indoor Totem Enclosure PAGE 14-15</p>	 <p>M2 Indoor Monitor Stand PAGE 24-25</p>	 <p>X01 Indoor Totem Double Sided Enclosure PAGE 34-35</p>	 <p>M5C Outdoor Totem Enclosure PAGE 44-45</p>
 <p>Z02 Indoor Mini Totem Enclosure PAGE 06-07</p>	 <p>ZS Indoor Kiosk Enclosure PAGE 16-17</p>	 <p>B01 Indoor Totem Enclosure PAGE 26-27</p>	 <p>X02 Indoor Totem Enclosure PAGE 36-37</p>	 <p>M5D Outdoor Double Sided Totem Enclosure PAGE 46-47</p>
 <p>Z03 Indoor Kiosk Enclosure PAGE 08-09</p>	 <p>ZSD Indoor Hand Sanitizer Dispenser Kiosk PAGE 18-19</p>	 <p>B04 Indoor Double Sided Totem Enclosure PAGE 28-29</p>	 <p>XL Indoor Totem Double Sided Enclosure PAGE 38-39</p>	 <p>F9 Outdoor Totem Enclosure PAGE 48-49</p>
 <p>Z04 Indoor Monitor Enclosure PAGE 10-11</p>	 <p>DP3 Digital Podium PAGE 20-21</p>	 <p>BL Indoor Totem Enclosure PAGE 30-31</p>	 <p>M5 Outdoor Monitor Enclosure PAGE 40-41</p>	 <p>FX Outdoor Double Sided Totem Enclosure PAGE 50-51</p>
 <p>ZX Indoor Totem Enclosure PAGE 12-13</p>	 <p>M1 Indoor Monitor Enclosure PAGE 22-23</p>	 <p>BX Indoor Double Sided Totem Enclosure PAGE 32-33</p>	 <p>M5B Outdoor Totem Enclosure PAGE 42-43</p>	

INNOVATIVE AND CREATIVE SOLUTIONS

Who we are?

Cletech, a registered trademark of HİRAŞ LTD., was established in 1994. Digital Signage Projects and Digital Signage Enclosures are being served to end users and to integrators by Cletech that has been manufacturing for 26 years in Manisa where is one of the largest industrial cities of Turkey.

As Cletech, we follow all production processes in our factory. Quality is under control with metal processing, forming, dyehouse, electronic and mechanical assembly lines. We combine innovative solutions with our products continuously at the time technology is developing very fast. In addition to our standard products, we can offer solutions to special projects. We also have expertise in fully customizable products with custom product designs, color and material variety, extra hardware options. We transfer our experiences that have gained through the global projects carried out to new projects. We determine our sales strategies especially with high product quality and affordable price policy.



Metal
Processing



Metal
Forming



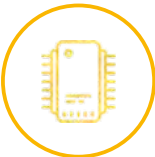
Welded
Manufacturing



Paint
Coating



Mechanical
Assembly



Electronical
Assembly



Quality
Control



Packaging

cletech



Baggage Claim

Wednesday, 3 April 14:15

Terminal A

Arriving From	Flight	Carousel	Status
Istanbul	TK2436	4	Landed
London	AC7180	7	Landed
New York	DL9514	4	
Frankfurt	KL1365	5	Delayed
St. Petersburg	PS0102	8	

4-8 →

Z SERIES Totem Enclosure

Z01
Indoor

P

P

P

P

P

P

P

32" 43" 49" 50" 55" 65" 75"



Key Features

- High Quality Finishes
- Easy Access for Maintenance
- 4mm Ceramic Painted Tempered Glass
- Available for Floor Mounts
- Easy Monitor-TV Mounting
- Aluminum Main Chasis



Show this product
on the website



MONITOR		ENCLOSURE				PACKAGE	
Display (inch)	Mountable Max. Monitor Dimension	Dimension without Flange (WxHxD)	Dimension with Flange (WxHxD)	Weight (kg)	Viewing Area (WxH)	Dimension (WxHxD)	Weight (kg)
32"	435x740x55 mm	576x1839x100 mm	596x1839x400 mm	61	393x698 mm	655x1930x150 mm	64
43"	570x980x55 mm	710x1939x100 mm	730x1939x450 mm	76	529x941 mm	790x2030x150 mm	79
49"	645x1115x55 mm	784x1939x100 mm	804x1939x450 mm	84	604x1074 mm	860x2030x150 mm	87
50"	655x1135x55 mm	797x1939x100 mm	816x1939x450 mm	85	616x1096 mm	870x2030x150 mm	88
55"	720x1250x55 mm	860x2044x100 mm	880x2044x500 mm	100	680x1210 mm	945x2130x150 mm	103
65"	845x1470x55 mm	984x2144x100 mm	1004x2144x550 mm	121	804x1428 mm	1065x2230x150 mm	124
75"	970x1690x55 mm	1112x2244x100 mm	1200x2244x600 mm	156	928x1650 mm	1200x2330x150 mm	159

* Multiple product package sizes may differ from the information written above. Please get information when you order.

Main Features

● Included ● Optional ● On Project ● Not Available

Custom Color	Client Logo	Floor Mounts	Base Wheels	Base Feet	Tempered Glass	Lockable Cover	PDU 3 x Socket	Fans for Ventilation	Touch Screen

Z SERIES

Mini Totem Enclosure

Z02

Indoor

P

P

P

P

43"

49"

50"

55"



Key Features

- High Quality Finishes
- Easy Access for Maintenance
- 4mm Ceramic Painted Tempered Glass
- Standard Base Wheels
- Easy Monitor-TV Mounting
- Aluminum Main Chasis



Show this product on the website

cletech



MONITOR		ENCLOSURE				PACKAGE	
Display (inch)	Mountable Max. Monitor Dimension	Dimension without Flange (WxHxD)	Dimension with Stand (WxHxD)	Weight (kg)	Viewing Area (WxH)	Dimension (WxHxD)	Weight (kg)
43"	570x980x55 mm	710x1293x100 mm	710x1293x505 mm	55	529x941 mm	790x1470x580 mm	60
49"	645x1115x55 mm	784x1362x100 mm	784x1362x505 mm	58	604x1074 mm	870x1560x580 mm	63
50"	655x1135x55 mm	784x1362x100 mm	784x1362x505 mm	58	616x1096 mm	870x1560x580 mm	63
55"	720x1250x55 mm	861x1474x100 mm	861x1474x505 mm	68	680x1210 mm	945x1660x580 mm	73

* Multiple product package sizes may differ from the information written above. Please get information when you order.

Main Features

● Included ● Optional ● On Project ● Not Available

Custom Color	Client Logo	Floor Mounts	Base Wheels	Base Feet	Tempered Glass	Lockable Cover	PDU 3 x Socket	Fans for Ventilation	Touch Screen

Z SERIES

Kiosk Enclosure

Z03

Indoor

L	L	L	L
32"	43"	49"	50"



Show this product on the website



Key Features

- High Quality Finishes
- Easy Access for Maintenance
- 4mm Ceramic Painted Tempered Glass
- Available for Floor Mounts
- Easy Monitor-TV Mounting
- Aluminum Main Chasis



MONITOR		ENCLOSURE				PACKAGE	
Display (inch)	Mountable Max. Monitor Dimension	Dimension (WxHxD)	Stand Dimension (WxHxD)	Weight (kg)	Viewing Area (WxH)	Dimension (WxHxD)	Weight (kg)
32"	435x740x55 mm	878x1385x672 mm	505 mm	55	698x393 mm	942x1565x672 mm	60
43"	570x980x55 mm	1121x1385x872 mm	505 mm	58	941x529 mm	1222x1565x872 mm	63
49"	645x1115x55 mm	1121x1385x872 mm	505 mm	58	1074x604 mm	1222x1565x872 mm	63
50"	655x1135x55 mm	1400x1550x850 mm	505 mm	68	1096x616 mm	1400x1550x850 mm	72

* Multiple product package sizes may differ from the information written above. Please get information when you order.

Main Features

● Included
 ● Optional
 ● On Project
 ● Not Available

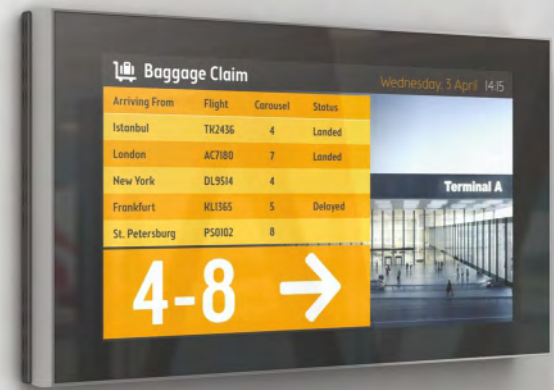
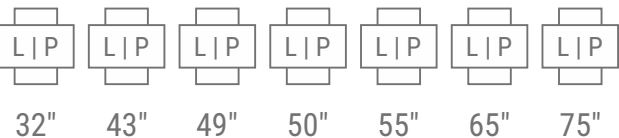
Custom Color	Client Logo	Floor Mounts	Base Wheels	Base Feet	Tempered Glass	Lockable Cover	PDU 3 x Socket	Fans for Ventilation	Touch Screen

Z SERIES

Monitor Enclosure

Z04

Indoor



Show this product on the website



Key Features

- High Quality Finishes
- Easy Access for Maintenance
- 4mm Ceramic Painted Tempered Glass
- Available for Wall & Ceiling Mounts
- Easy Monitor-TV Mounting
- Aluminum Front Cover Frame



MONITOR		ENCLOSURE			PACKAGE	
Display (inch)	Mountable Max. Monitor Dimension	Dimension (WxHxD)	Weight (kg)	Viewing Area (WxH)	Dimension (WxHxD)	Weight (kg)
32"	435x740x100 mm	929x573x138 mm	33	393x698 mm	990x630x200 mm	36
43"	570x980x100 mm	1172x709x138 mm	62	529x941 mm	1230x770x200 mm	66
49"	645x1115x100 mm	1307x784x138 mm	77	604x1074 mm	1400x870x200 mm	72
50"	655x1135x100 mm	1329x796x138 mm	78	616x1096 mm	1400x870x200 mm	73
55"	720x1250x100 mm	1443x861x138 mm	94	680x1210 mm	1510x920x200 mm	99
65"	845x1470x100 mm	1662x984x138 mm	126	804x1428 mm	1720x1050x200 mm	130
75"	970x1690x100 mm	1884x1108x138 mm	164	928x1650 mm	1980x1150x200 mm	170

* Multiple product package sizes may differ from the information written above. Please get information when you order.

Main Features

● Included ● Optional ● On Project ● Not Available

Custom Color	Client Logo	Floor Mounts	Base Wheels	Base Feet	Tempered Glass	Lockable Cover	PDU 3 x Socket	Fans for Ventilation	Touch Screen

ZX SERIES

Totem Enclosure

ZX
Indoor

P

P

P

P

P

P

P

32"
43"
49"
50"
55"
65"
75"

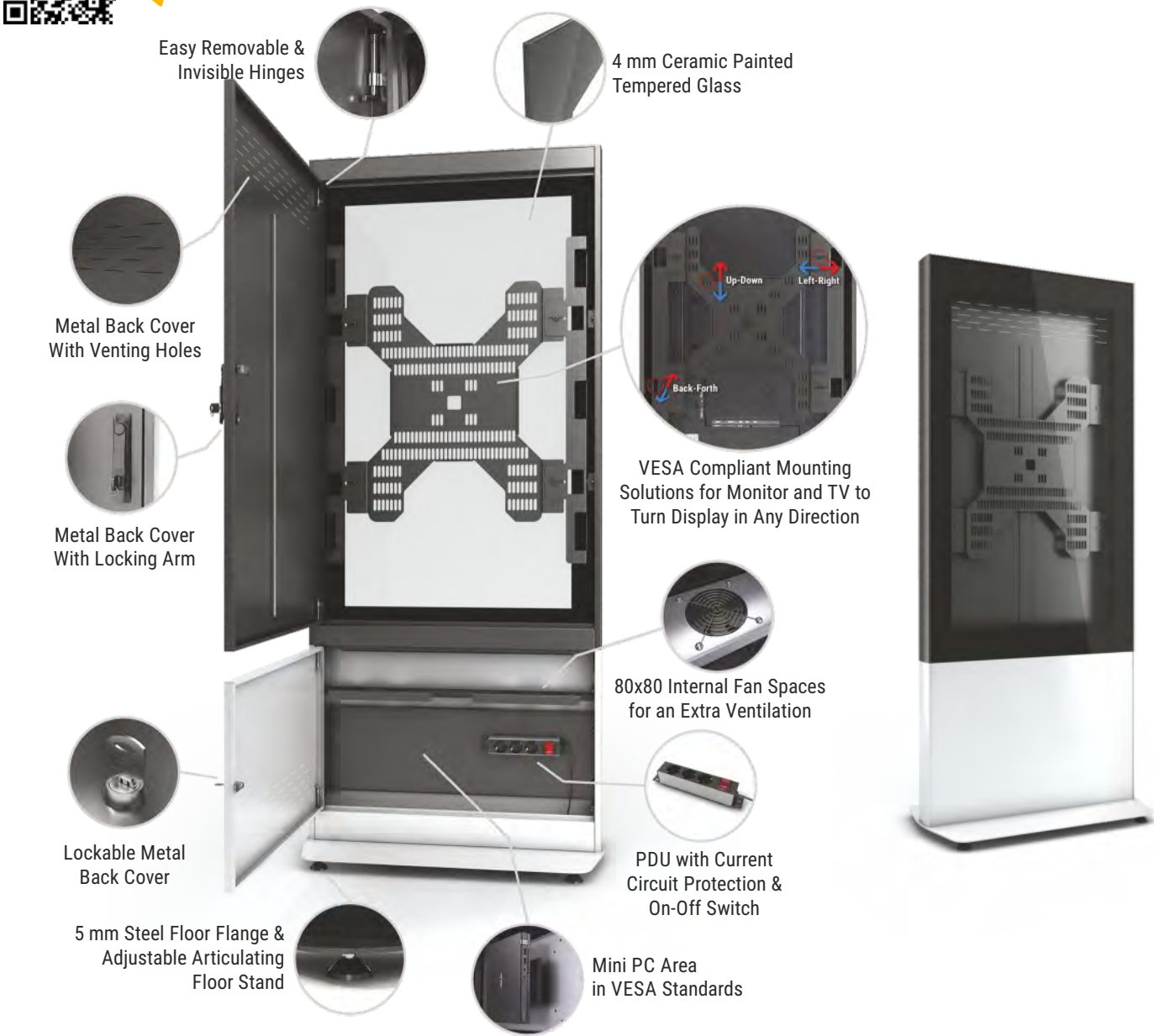


Key Features

- High Quality Finishes
- Easy Access for Maintenance
- 4mm Ceramic Painted Tempered Glass
- Available for Floor Mounts
- Easy Monitor-TV Mounting
- Aluminum Main Chasis



Show this product on the website



MONITOR		ENCLOSURE				PACKAGE	
Display (inch)	Mountable Max. Monitor Dimension	Dimension without Flange (WxHxD)	Dimension with Flange (WxHxD)	Weight (kg)	Viewing Area (WxH)	Dimension (WxHxD)	Weight (kg)
32"	435x740x55 mm	576x1839x100 mm	596x1839x400 mm	61	393x698 mm	655x1930x150 mm	64
43"	570x980x55 mm	710x1939x100 mm	730x1939x450 mm	76	529x941 mm	790x2030x150 mm	79
49"	645x1115x55 mm	784x1939x100 mm	804x1939x450 mm	84	604x1074 mm	860x2030x150 mm	87
50"	655x1135x55 mm	797x1939x100 mm	816x1939x450 mm	85	616x1096 mm	870x2030x150 mm	88
55"	720x1250x55 mm	860x2044x100 mm	880x2044x500 mm	100	680x1210 mm	945x2130x150 mm	103
65"	845x1470x55 mm	984x2144x100 mm	1004x2144x550 mm	121	804x1428 mm	1065x2230x150 mm	124
75"	970x1690x55 mm	1112x2244x100 mm	1200x2244x600 mm	156	928x1650 mm	1200x2330x150 mm	159

* Multiple product package sizes may differ from the information written above. Please get information when you order.

Main Features

● Included
 ● Optional
 ● On Project
 ● Not Available

Custom Color	Client Logo	Floor Mounts	Base Wheels	Base Feets	Tempered Glass	Lockable Cover	PDU 3 x Socket	Fans for Ventilation	Touch Screen

ZL SERIES Totem Enclosure


ZL
Indoor

L	L	L	L	L
32"	43"	49"	50"	55"



Key Features

- High Quality Finishes
- Easy Access for Maintenance
- 4mm Ceramic Painted Tempered Glass
- Available for Floor Mounts
- Easy Monitor-TV Mounting
- Aluminum Main Chasis



Show this product
on the website



MONITOR		ENCLOSURE				PACKAGE	
Display (inch)	Mountable Max. Monitor Dimension	Dimension without Flange (WxHxD)	Dimension with Flange (WxHxD)	Weight (kg)	Viewing Area (WxH)	Dimension (WxHxD)	Weight (kg)
32"	435x740x55 mm	929x1844x100 mm	949x1844x450 mm	72	698x393 mm	980x1900x160 mm	75
43"	570x980x55 mm	1172x1844x100 mm	1192x1844x450 mm	88	941x529 mm	1210x1900x160 mm	92
49"	645x1115x55 mm	1327x1844x100 mm	1347x1844x450 mm	103	1074x604 mm	1380x1900x160 mm	107
50"	655x1135x55 mm	1329x1844x100 mm	1349x1844x450 mm	104	1096x616 mm	1380x1900x160 mm	108
55"	720x1250x55 mm	1443x1900x100 mm	1463x1900x450 mm	122	680x1210 mm	1480x1950x160 mm	128

* Multiple product package sizes may differ from the information written above. Please get information when you order.

Main Features

● Included ● Optional ● On Project ● Not Available

Custom Color	Client Logo	Floor Mounts	Base Wheels	Base Feet	Tempered Glass	Lockable Cover	PDU 3 x Socket	Fans for Ventilation	Touch Screen

ZS SERIES

Kiosk Enclosure

ZS
Indoor

L

L

P

P

P

P


P

10"
13"
19.5"
21.5"
24"
27"
32"

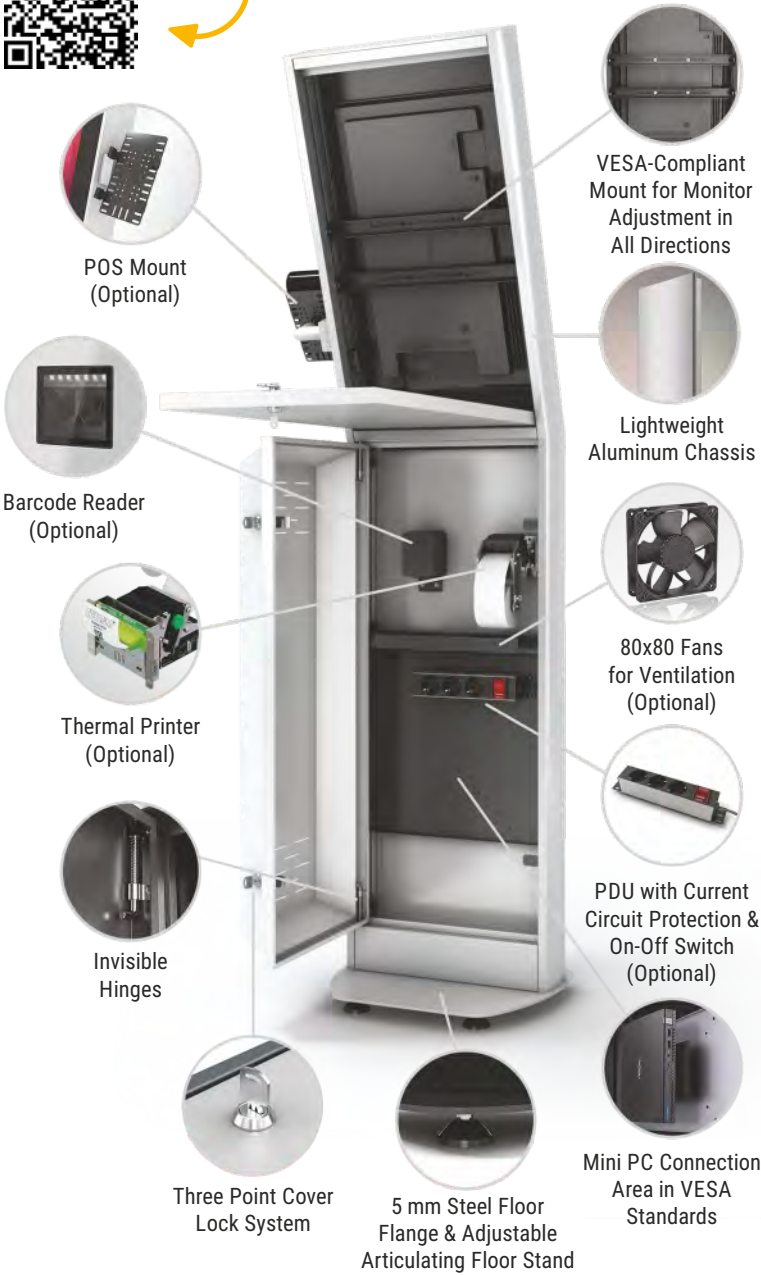


Key Features

- Aluminum Main Chasis
- High Quality Finishes
- Easy Access for Maintenance
- Available for Floor Mounts
- Easy Monitor & PC Mounting
- POS, Printer and Barcode Scanner Option



Show this product on the website



MONITOR		ENCLOSURE				PACKAGE	
Display (inch)	Mountable Max. Monitor Dimension	Dimension without Flange (WxHxD)	Dimension with Flange (WxHxD)	Weight (kg)	Viewing Area (WxH)	Dimension (WxHxD)	Weight (kg)
10"	175x255x55 mm	380x1646x205 mm	400x1646x350 mm	36	135x217 mm	440x1700x300 mm	39
13"	205x335x55 mm	410x1646x205 mm	430x1646x350 mm	38	165x294 mm	470x1700x300 mm	41
19,5"	280x475x55 mm	355x1700x300 mm	375x1700x350 mm	51	239x435 mm	400x1750x400 mm	54
21,5"	310x515x55 mm	385x1700x324 mm	405x1700x350 mm	54	268x476 mm	430x1750x400 mm	57
24"	335x565x55 mm	413x1747x346 mm	433x1747x350 mm	56	296x527 mm	480x1800x400 mm	59
27"	375x640x55 mm	449x1811x369 mm	469x1811x450 mm	58	336x598 mm	500x1850x420 mm	61
32"	435x740x55 mm	507x1908x404 mm	527x1908x450 mm	61	393x698 mm	625x1960x500 mm	64

* Multiple product package sizes may differ from the information written above. Please get information when you order.

Main Features

● Included
 ● Optional
 ● On Project
 ● Not Available

Custom Color	Client Logo	Floor Mounts	Base Wheels	Base Feet	Tempered Glass	Lockable Cover	PDU 3 x Socket	Fans for Ventilation	Touch Screen

Z SERIES

Hand Sanitizer Dispenser Kiosk

ZSD

Indoor

L	L	L
13"	24"	32"



Key Features

- High Quality Finishes
- 4mm Ceramic Painted Tempered Glass
- Available for Floor Mounts
- Easy Monitor-TV Mounting
- LED Illuminated Hand Sanitizer Area
- 1500 ml Hand Sanitizer Capacity



Show this product on the website

cletech

TECHNOLOGICAL SOLUTION AGAINST VIRUSES

The Cletech Sanitizer Dispenser Kiosk Enclosure is manufactured as Samsung QB13R, QB13R-T, QB24R, QB24R-T, QM32R and QM34R-T. Welcome to contact us for your different size needs.



MONITOR		ENCLOSURE				PACKAGE	
Display (inch)	Mountable Max. Monitor Dimension	Dimension without Flange (WxHxD)	Dimension with Flange (WxHxD)	Weight (kg)	Viewing Area (WxH)	Dimension (WxHxD)	Weight (kg)
13"	205x335x55 mm	410x1646x205 mm	430x1646x350 mm	38	165x294 mm	1700x470x300 mm	40
24"	335x565x55 mm	642x1749x120 mm	662x1749x400 mm	52	296x527 mm	1800x700x180 mm	55
32"	435x740x55 mm	812x1839x120 mm	832x1839x400 mm	60	393x698 mm	1900x850x180 mm	63

* Multiple product package sizes may differ from the information written above. Please get information when you order.

Main Features

● Included ● Optional ● On Project ● Not Available

Custom Color	Client Logo	Floor Mounts	Base Wheels	Base Feet	Tempered Glass	Lockable Cover	PDU 3 x Socket	Fans for Ventilation	Touch Screen

DIGITAL PODIUM

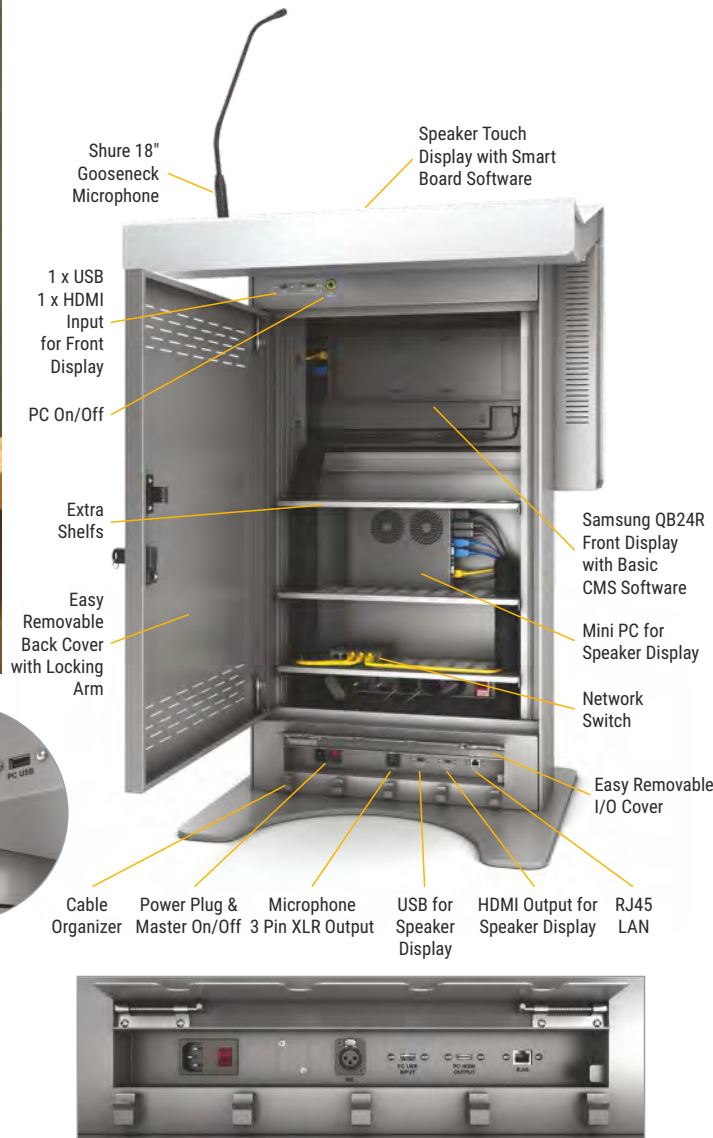
DP3
Indoor



Show this product
on the website

The Cletech DP3 Digital Podium is designed for use in indoor stages. This product, which has all the equipment and features that a speaker needs, also allows to inform the audience. The digital podium, which has a 24" touch screen on the speaker side, also has a 24" screen that can be remotely controlled on the audience side.

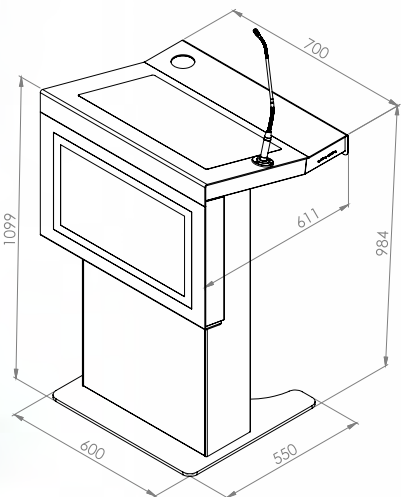
The speaker screen is offered with a Windows-based PC. It allows to project from the screen that also includes a smart board and presentation software to a projection or other display device. In addition, thanks to the many input and output ports (USB, HDMI in-out, LAN), you can also find solutions to your different scenario needs. On the speaker side there is also a cup holder and a Shure Gooseneck Condenser professional microphone.



Key Features

- Aluminum Main Chassis
- Samsung Professional Monitors
- Shure Professional Microphone
- Multiple Input Output Features
- MagicInfo CMS
- Smart Board and Presentation Software

cletech



	Audience Display	Speaker Display
MONITOR SPECIFICATIONS		
DISPLAY	Monitor	Samsung QB24R
	Display Size	24"
	Type	ADS
	Resolution	Full HD (1920x1080)
	Active Area (mm)	527.04 x 296.46
	Brightness	250 Nit
	Contrast	1000:1
	Viewing Angle	178/178
	Response Time	14 ms.
	Display Colors	16.7 Million
	Color Gamut	%72
	Operation Hour	16/7
CONNECTIVITY	Speaker	5 Watt
	Inputs	1xHDMI 1.4, 1xHDCP 2.2, 1xUSB 2.0
	Outputs	Stereo Mini Jack, Touch Output (QB24R-T)
	External Control	RS232C, RJ45
OPERATION	Power Type	Internal
	Power Supply	AC 100 - 240 V~ (+/- 10 %), 50/60 Hz
	Power Con. (Max.)	38.5 Watt/Hour
	Power Con. (Nor.)	25 Watt/Hour
	Power Con. (Typ.)	35 Watt/Hour
	Operating Temp.	0°C~ 40°C
	Humidity	%10~80
	Outline (mm)	547.9x334.4x31.8
	Package (mm)	620x419x122
	Weight	3 kg.
DIMENSIONS	Package Weight	4.1 kg
	Bezel Width	17.9 mm (T/B), 9.4 mm (L/R)
	VESA Mount	100x100 mm
	Touch	No
FEATURES	Features	Built-in MagicInfo S6, SSSP 6.0, H/W : Temperature Sensor, Pivot Display, Clock Battery (168hrs Clock Keeping), Button Lock, Built in Speaker (5W 1ch), IP5x Rating, LFD Home UI, Plug&Play Wi-Fi/BT S/W : Auto Source Switching & Recovery, Hot key option
	Processor	Cortex A72 1.7GHz Quad-Core CPU
	Cache Memory	L1 Instruction Cache: 48KB, L1 Data Cache: 32KB, L2 Cache: 2MB
	Memory	2.5GB, LPDDR4 1.5GHz 64bit
	Graphics	Graphic Resolution: 1920x1080 Output Resolution: 3840x2160
	Storage	8GB (3.88GB Occupied by O/S, 4.12GB Available)
	Operating System	Tizen 4.0 (VDLinux)

COMPUTER SPECIFICATIONS

Processor	Intel® Core™ i5-9400, 2.90 GHz, 6 Cores
Chipset	Intel® H310 Express
Memory	4GB DDR4 2400MHz
Storage	120GB SSD
I/O	4xUSB 2.0, 4xUSB 3.0, 2x COM Port, 2xRJ45, 1xHDMI, 2xDisplay Port, 1xAudio-Out, 1xAudio-In
Network	10/100/1000 Gigabit LAN, WiFi Wireless Network
Case	Ultra Mini ITX
Power	90W 19V Adapter
Dimensions	195 x 170 x 45 mm
Operating System	Windows 10 Pro 64 Bit

MICROPHONE SPECIFICATIONS

Brand/Model	Shure CVG18S-B/C, 18" 45,7 cm Gooseneck Condenser Microphone, Mute Button, LED Light, Cardioid, Black
Cartridge Type	Electret Condenser
Frequency Response	70-16000 Hz
Polar Pattern	Cardioid
Output Impedance	180 Ω
Sensitivity	-33 dBV/Pa[1] (22 mV)
Maximum SPL	120 dB SPL
Signal to Noise Ratio	67 dB
Dynamic Range	93 dB
Self Noise	27 dB SPL
Common Mode Rejec.	>45 dB
Preamplifier Out. Clip. L.	-7 dBV
Polarity	Positive pressure on diaphragm produces positive voltage on pin 2 with respect to pin 3
Power Requirements	11-52 V DC[4], 2.0 mA
Environmental Require.	Operating Temperature Range: -18°C ila 57°C (0°F - 135°F) Humidity: %0 - %95

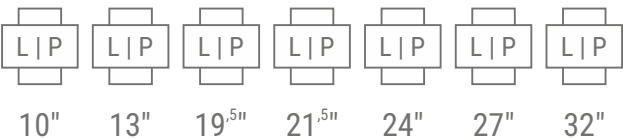
HOUSING SPECIFICATIONS

Material	Lightweight Aluminum and Steel Body Parts
Paint	Scratch More Resistant Electrostatic Powder Coating
Fixing	Ground Connection Holes in Cabin
Housing Dimensions	700x1098x611 mm (WxDxH), 95 kg
Packaged Dimensions	800x1250x700 mm (WxDxH), 165 kg
I/O Ports	1 x Switched Main Power Input, 1 x 3-Pin XLR Microphone Out, 3 x USB (Speaker Display), 1 x USB (Front Display), 1 x RJ45, 1 x HDMI Out (Speaker Display), 1 x HDMI In (F. D.)
Power	AC 110-240 V - 50/60 Hz
Power Consumption	≤ 210 Watt

M1 SERIES

Monitor Enclosure

MI
Indoor




Show this product
on the website

cletech


TWO KINDS OF DESIGN WITH STRAIGHT AND HORIZONTAL ANGLE

The Cletech M1 monitor Enclosure is built for small screen sizes. As standard it is produced in 10", 13", 19.5", 21.5", 24", 27" and 32 " sizes. It also has flat and angled design as M1A and M1B.



Key Features

- High Quality Finishes
- Easy Access for Maintenance
- Available for Wall Mounts
- Easy Monitor-TV Mounting
- The All-metal Body



MONITOR		ENCLOSURE			PACKAGE	
Display (inch)	Mountable Max. Monitor Dimension	Dimension (WxHxD)	Weight (kg)	Viewing Area (WxH)	Dimension (WxHxD)	Weight (kg)
10"	160x240x35	280x195x47 mm	1,5	135x217 mm	340x55x255 mm	2
13"	190x320x35	360x225x47 mm	2	165x294 mm	420x55x285 mm	2,5
19,5"	265x460x35	500x300x47 mm	2,4	239x435 mm	560x55x360 mm	2,9
21,5"	290x500x35	540x325x47 mm	2,5	268x476 mm	600x55x385 mm	3
24"	320x550x35	590x353x47 mm	3	296x527 mm	650x55x415 mm	3,5
27"	360x620x40	660x395x70 mm	3,4	336x598 mm	720x55x455 mm	4
32"	415x720x40	760x450x70 mm	3,8	393x698 mm	820x55x510 mm	5

* Multiple product package sizes may differ from the information written above. Please get information when you order.

Main Features

● Included ● Optional ● On Project ● Not Available

Custom Color	Client Logo	Floor Mounts	Base Wheels	Base Feets	Tempered Glass	Lockable Cover	PDU 3 x Socket	Fans for Ventilation	Touch Screen

M2 SERIES

Monitor Stand

for Samsung QBI3R & QBI3R-T

M2
Indoor

L | P
13"



Key Features

- High Quality Finishes
- Available for Floor Mounts
- Easy Monitor-TV Mounting
- The All-metal Body



Fully Compatible with
Samsung QB13R & QB13R-T



MONITOR		ENCLOSURE			PACKAGE	
Display (inch)	Monitor Model	Dimension (WxHxD)	Weight (kg)	Viewing Area (WxH)	Dimension (WxHxD)	Weight (kg)
13" Portrait	Samsung QB13R & QB13R-T	-	-	135x217 mm	- mm	-
13" Landscape	Samsung QB13R & QB13R-T	359x225x47 mm	2	165x294 mm	450x55x300 mm	2,5

* Multiple product package sizes may differ from the information written above. Please get information when you order.

Main Features

● Included ● Optional ● On Project ● Not Available

Custom Color	Client Logo	Floor Mounts	Base Wheels	Base Feet	Tempered Glass	Lockable Cover	PDU 3 x Socket	Fans for Ventilation	Touch Screen

B SERIES

Totem Enclosure

B01

Indoor

P

P

P

P

P

P

P

32" 43" 49" 50" 55" 65" 75"



Key Features

- High Quality Finishes
- Easy Access for Maintenance
- Available for Floor Mounts
- Easy Monitor-TV Mounting
- Lockable Front & Back Covers



Show this product on the website

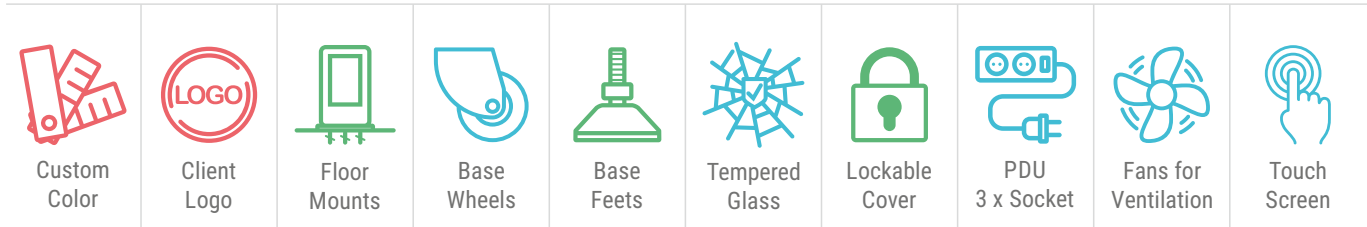


MONITOR		ENCLOSURE				PACKAGE	
Display (inch)	Mountable Max. Monitor Dimension	Dimension without Flange (WxHxD)	Dimension with Flange (WxHxD)	Weight (kg)	Viewing Area (WxH)	Dimension (WxHxD)	Weight (kg)
32"	435x740x70 mm	579x1877x120 mm	579x1877x450 mm	52	393x698 mm	1950x640x160 mm	56
43"	570x980x70 mm	715x1977x120 mm	715x1977x500 mm	62	529x941 mm	2050x760x160 mm	66
49"	645x1115x70 mm	790x1977x120 mm	790x1977x500 mm	64	604x1074 mm	2050x840x160 mm	70
50"	655x1135x70 mm	796x1977x120 mm	796x1977x500 mm	64	616x1096 mm	2050x840x160 mm	70
55"	720x1250x70 mm	860x1977x120 mm	860x1977x500 mm	68	680x1210 mm	2050x900x160 mm	72
65"	845x1470x70 mm	983x2177x120 mm	983x2177x550 mm	73	804x1428 mm	2250x1040x160 mm	78
75"	970x1690x70 mm	1112x2225x120 mm	1112x2225x600 mm	82	928x1650 mm	2250x1160x160 mm	87

* Multiple product package sizes may differ from the information written above. Please get information when you order.

Main Features

● Included
 ● Optional
 ● On Project
 ● Not Available



B SERIES

Double Sided Totem Enclosure

B04

Indoor

P

P

P

P

P

P

P

32" 43" 49" 50" 55" 65" 75"



Key Features

- High Quality Finishes
- Easy Access for Maintenance
- Available for Floor Mounts
- Easy Monitor-TV Mounting
- Lockable Double Sided Covers



Show this product on the website



MONITOR		ENCLOSURE				PACKAGE	
Display (inch)	Mountable Max. Monitor Dimension	Dimension without Flange (WxHxD)	Dimension with Flange (WxHxD)	Weight (kg)	Viewing Area (WxH)	Dimension (WxHxD)	Weight (kg)
32"	435x740x70 mm	579x1877x180 mm	579x1877x450 mm	52	393x698 mm	1950x640x230 mm	56
43"	570x980x70 mm	715x1977x180 mm	715x1977x500 mm	62	529x941 mm	2050x760x230 mm	66
49"	645x1115x70 mm	790x1977x180 mm	790x1977x500 mm	64	604x1074 mm	2050x840x230 mm	70
50"	655x1135x70 mm	796x1977x180 mm	796x1977x500 mm	64	616x1096 mm	2050x840x230 mm	70
55"	720x1250x70 mm	860x1977x180 mm	860x1977x500 mm	68	680x1210 mm	2050x900x230 mm	72
65"	845x1470x70 mm	983x2177x180 mm	983x2177x550 mm	73	804x1428 mm	2250x1040x230 mm	78
75"	970x1690x70 mm	1112x2225x180 mm	1112x2225x600 mm	82	928x1650 mm	2250x1160x230 mm	87

* Multiple product package sizes may differ from the information written above. Please get information when you order.

Main Features

● Included
● Optional
● On Project
● Not Available

Custom Color	Client Logo	Floor Mounts	Base Wheels	Base Feet	Tempered Glass	Lockable Cover	PDU 3 x Socket	Fans for Ventilation	Touch Screen

B SERIES

Totem Enclosure

BL

Indoor

L	L	L	L	L
32"	43"	49"	50"	55"




Key Features

- High Quality Finishes
- Easy Access for Maintenance
- Available for Floor Mounts
- Easy Monitor-TV Mounting
- Lockable Front & Back Covers



Show this product on the website



MONITOR		ENCLOSURE				PACKAGE	
Display (inch)	Mountable Max. Monitor Dimension	Dimension without Flange (WxHxD)	Dimension with Flange (WxHxD)	Weight (kg)	Viewing Area (WxH)	Dimension (WxHxD)	Weight (kg)
32"	740x740x70 mm	890x1844x120 mm	890x1844x500 mm	48	698x393 mm	950x1900x200 mm	50
43"	980x570x70 mm	1126x1844x120 mm	1126x1844x500 mm	66	941x529 mm	1180x1900x200 mm	69
49"	1115x645x70 mm	1261x1844x120 mm	1261x1844x500 mm	70	1074x604 mm	1330x1900x200 mm	74
50"	1135x655x70 mm	1276x1844x120 mm	1276x1844x500 mm	70	1096x616 mm	1330x1900x200 mm	74
55"	1250x720x70 mm	1390x1900x120 mm	1390x1900x500 mm	76	1210x680 mm	1440x1950x200 mm	80

* Multiple product package sizes may differ from the information written above. Please get information when you order.

Main Features

● Included ● Optional ● On Project ● Not Available

Custom Color	Client Logo	Floor Mounts	Base Wheels	Base Feet	Tempered Glass	Lockable Cover	PDU 3 x Socket	Fans for Ventilation	Touch Screen

B SERIES

Double Sided Totem Enclosure

BX

Indoor

L	L	L	L	L
32"	43"	49"	50"	55"

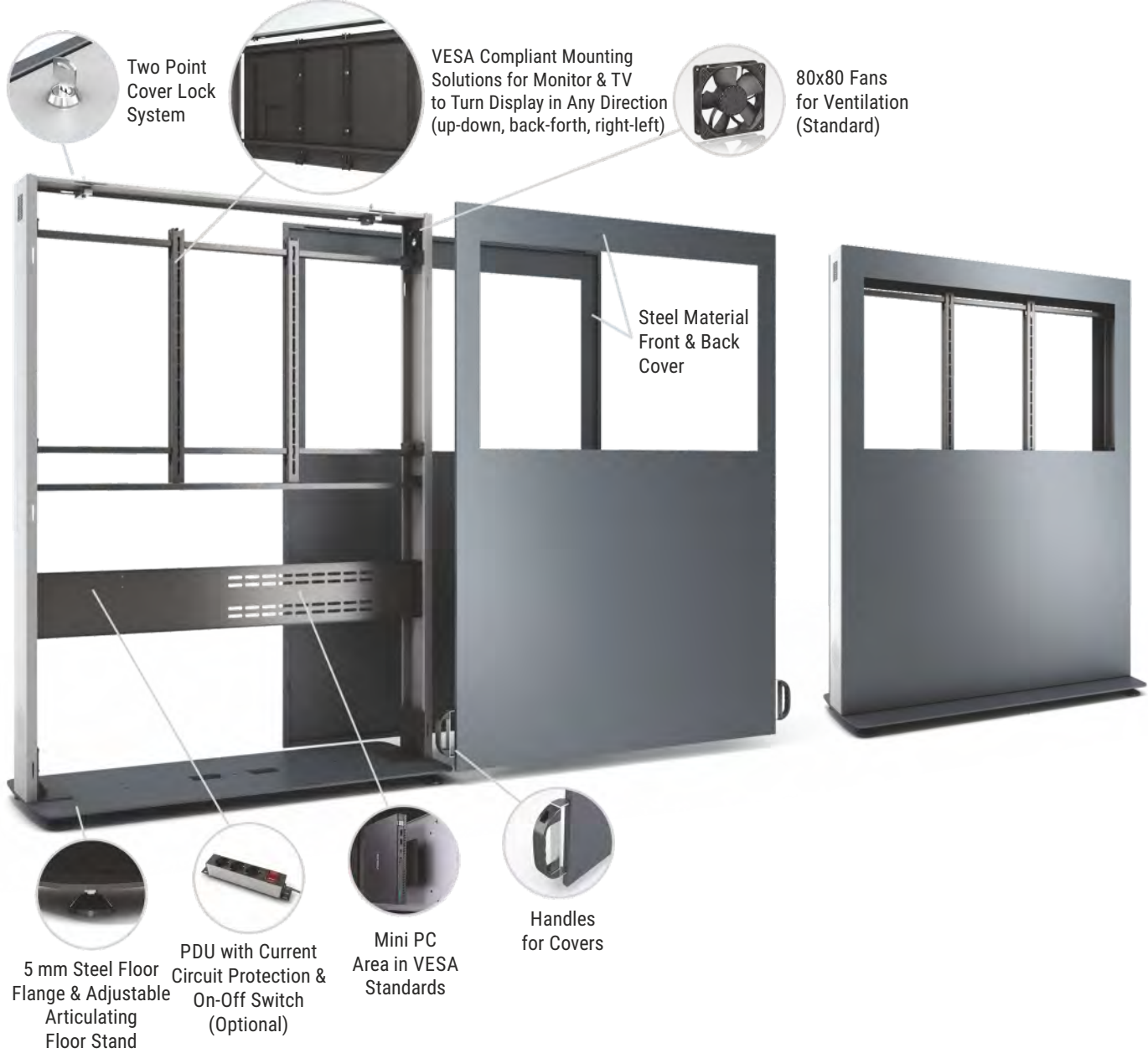


Key Features

- High Quality Finishes
- Easy Access for Maintenance
- Available for Floor Mounts
- Easy Monitor-TV Mounting
- Lockable Double Sided Covers



Show this product on the website



MONITOR		ENCLOSURE				PACKAGE	
Display (inch)	Mountable Max. Monitor Dimension	Dimension without Flange (WxHxD)	Dimension with Flange (WxHxD)	Weight (kg)	Viewing Area (WxH)	Dimension (WxHxD)	Weight (kg)
32"	740x740x70 mm	890x1844x186 mm	890x1844x500 mm	48	698x393 mm	950x1900x240 mm	50
43"	980x570x70 mm	1126x1844x186 mm	1126x1844x500 mm	66	941x529 mm	1180x1900x240 mm	69
49"	1115x645x70 mm	1261x1844x186 mm	1261x1844x500 mm	70	1074x604 mm	1330x1900x240 mm	74
50"	1135x655x70 mm	1276x1844x186 mm	1276x1844x500 mm	70	1096x616 mm	1330x1900x240 mm	74
55"	1250x720x70 mm	1390x1900x186 mm	1390x1900x500 mm	76	1210x680 mm	1440x1950x240 mm	80

* Multiple product package sizes may differ from the information written above. Please get information when you order.

Main Features

● Included
 ● Optional
 ● On Project
 ● Not Available

Custom Color	Client Logo	Floor Mounts	Base Wheels	Base Feet	Tempered Glass	Lockable Cover	PDU 3 x Socket	Fans for Ventilation	Touch Screen

X SERIES

Double Sided Totem Enclosure

X01

Indoor

P

P

P

P

P

P

43"
49"
50"
55"
65"
75"

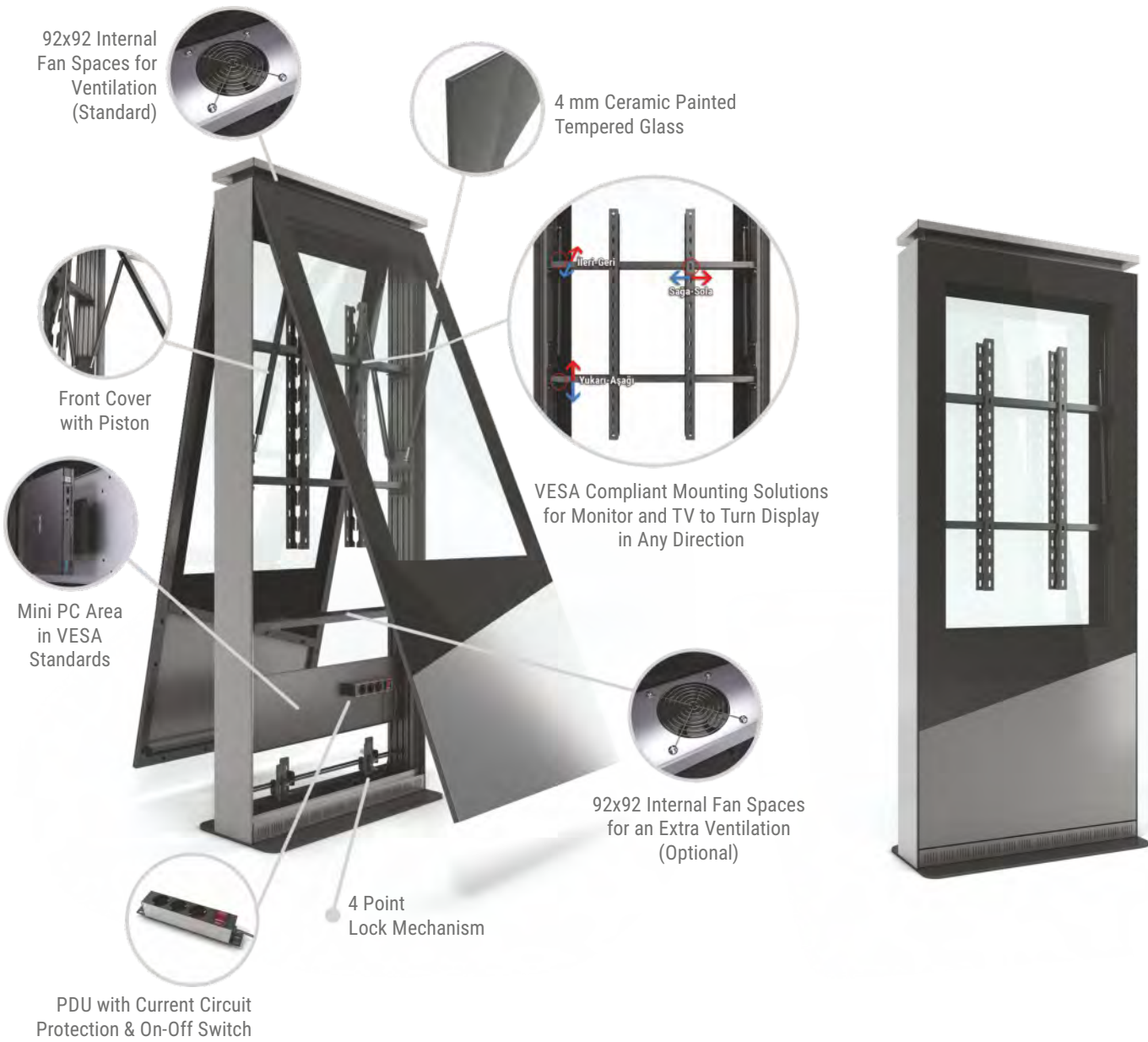


Key Features

- High Quality Finishes
- Easy Access for Maintenance from Both Sides
- 4mm Ceramic Painted Tempered Glass
- Available for Floor Mounts
- Easy Monitor-TV Mounting
- Aluminum Main Chasis



Show this product on the website



MONITOR		ENCLOSURE				PACKAGE	
Display (inch)	Mountable Max. Monitor Dimension	Dimension without Flange (WxHxD)	Dimension with Flange (WxHxD)	Weight (kg)	Viewing Area (WxH)	Dimension (WxHxD)	Weight (kg)
43"	570x980x55 mm	759x2105x190 mm	759x2105x400 mm	96	529x941 mm	2200x920x450 mm	100
49"	645x1115x55 mm	820x2105x190 mm	820x2105x400 mm	110	604x1074 mm	2200x1000x450 mm	116
50"	655x1135x55 mm	835x2105x190 mm	835x2105x400 mm	110	616x1096 mm	2200x1000x450 mm	116
55"	720x1250x55 mm	896x2209x190 mm	896x2209x400 mm	121	680x1210 mm	2300x1080x450 mm	130
65"	845x1470x55 mm	1020x2209x190 mm	1020x2209x400 mm	138	804x1428 mm	2300x1120x450 mm	150
75"	970x1690x55 mm	1149x2435x190 mm	1149x2435x400 mm	154	928x1650 mm	2500x1280x450 mm	165

* Multiple product package sizes may differ from the information written above. Please get information when you order.

Main Features

● Included
 ● Optional
 ● On Project
 ● Not Available

Custom Color	Client Logo	Floor Mounts	Base Wheels	Base Feet	Tempered Glass	Lockable Cover	PDU 3 x Socket	Fans for Ventilation	Touch Screen

X SERIES
Totem Enclosure

X02
Indoor

P	P	P	P	P	P	P
49"	50"	55"	65"	75"	85"	98"



Key Features

- High Quality Finishes
- Easy Access for Maintenance from Back Cover
- 4mm Ceramic Painted Tempered Glass
- Available for Floor Mounts
- Easy Monitor-TV Mounting
- Aluminum Main Chasis



Show this product
on the website



MONITOR		ENCLOSURE			PACKAGE	
Display (inch)	Mountable Max. Monitor Dimension	Dimension (WxHxD)	Weight (kg)	Viewing Area (WxH)	Dimension (WxHxD)	Weight (kg)
49"	645x1115x100 mm	748x2023x190 mm	125	604x1074 mm	2100x910x230	150
50"	655x1135x100 mm	748x2023x190 mm	125	616x1096 mm	2100x910x230	150
55"	720x1250x100 mm	862x2023x190 mm	132	680x1210 mm	2100x1020x230	160
65"	845x1470x100 mm	986x2023x190 mm	145	804x1428 mm	2100x1150x230	175
75"	970x1690x100 mm	1110x2144x190 mm	159	928x1650 mm	2250x1270x230	190
85"	1095x1910x100 mm	1240x2300x190 mm	210	1053x1872 mm	2400x1400x230	240
98"	1255x2200x100 mm	1397x2600x190 mm	280	1214x2159 mm	2700x1560x230	325

* Multiple product package sizes may differ from the information written above. Please get information when you order.

Main Features

● Included ● Optional ● On Project ● Not Available

Custom Color	Client Logo	Floor Mounts	Base Wheels	Base Feet	Tempered Glass	Lockable Cover	PDU 3 x Socket	Fans for Ventilation	Touch Screen

X SERIES

Double Sided Totem Enclosure

XL
Indoor

L	L	L	L	L
32"	43"	49"	50"	55"



Key Features

- High Quality Finishes
- Easy Access for Maintenance from Both Sides
- 4mm Ceramic Painted Tempered Glass
- Available for Floor Mounts
- Easy Monitor-TV Mounting
- Aluminum Main Chasis



Show this product on the website

cletech



MONITOR		ENCLOSURE				PACKAGE	
Display (inch)	Mountable Max. Monitor Dimension	Dimension without Flange (WxHxD)	Dimension with Flange (WxHxD)	Weight (kg)	Viewing Area (WxH)	Dimension (WxHxD)	Weight (kg)
43"	980x570x55 mm	1128x1844x190 mm	1128x1844x400 mm	100	941x529 mm	1950x1260x450 mm	104
49"	1115x645x55 mm	1261x1844x190 mm	1261x1844x400 mm	106	1074x604 mm	1950x1420x450 mm	110
50"	1135x655x55 mm	1283x1844x190 mm	1283x1844x400 mm	106	1096x616 mm	1950x1460x450 mm	110
55"	1250x720x55 mm	1397x1920x190 mm	1397x1920x400 mm	117	1210x680 mm	2000x1500x450 mm	122

* Multiple product package sizes may differ from the information written above. Please get information when you order.

Main Features

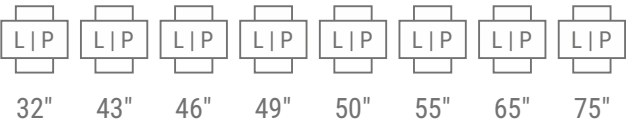
● Included ● Optional ● On Project ● Not Available

Custom Color	Client Logo	Floor Mounts	Base Wheels	Base Feet	Tempered Glass	Lockable Cover	PDU 3 x Socket	Fans for Ventilation	Touch Screen

M5 SERIES


Full-Outdoor Monitor Enclosure

M5
Outdoor



Show this product on the website

cletech



Key Features

- High Quality Finishes
- Easy Access for Maintenance
- 8mm Anti-Vandal Tempered Glass
- Available for Wall & Ceiling Mounts
- Easy Monitor-TV Mounting



MONITOR		ENCLOSURE				PACKAGE	
Display (inch)	Mountable Max. Monitor Dimension	Dimension without Wall Mount (WxHxD)	Dimension with Wall Mount (WxHxD)	Weight (kg)	Viewing Area (WxH)	Dimension (WxHxD)	Weight (kg)
32"	435x740x100 mm	925x580x160 mm	925x580x203 mm	58	393x698 mm	980x640x220 mm	60
43"	570x980x100 mm	1173x722x160 mm	1173x722x203 mm	68	529x941 mm	630x1040x220 mm	70
46"	615x1060x100 mm	1244x759x160 mm	1244x759x203 mm	70	573x1018 mm	1300x810x220 mm	72
49"	645x1115x100 mm	1300x790x160 mm	1300x790x203 mm	76	604x1074 mm	705x1175x220 mm	79
50"	655x1135x100 mm	1300x790x160 mm	1300x790x203 mm	76	616x1096 mm	705x1175x220 mm	79
55"	720x1250x100 mm	1437x869x160 mm	1437x869x203 mm	87	680x1210 mm	1500x930x220 mm	90
65"	845x1470x100 mm	1654x989x160 mm	1654x989x203 mm	105	804x1428 mm	1720x1050x220 mm	110
75"	970x1690x100 mm	1876x1114x160 mm	1876x1114x203 mm	128	928x1650 mm	1950x1200x250 mm	132

* Multiple product package sizes may differ from the information written above. Please get information when you order.

Main Features

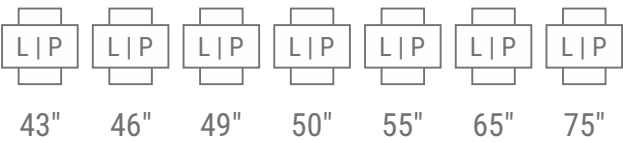
● Included ● Optional ● On Project ● Not Available

Custom Color	Client Logo	Floor Mounts	Base Wheels	Base Feet	Tempered Glass	Lockable Cover	PDU 3 x Socket	Fans for Ventilation	Touch Screen

M5 SERIES


Full-Outdoor Totem Enclosure

M5B
Outdoor



Key Features

- High Quality Finishes
- Easy Access for Maintenance
- 8mm Anti-Vandal Tempered Glass
- Available for Floor Mounts
- Easy Monitor-TV Mounting
- Heaters with Thermostat (optional)



Show this product on the website



MONITOR		ENCLOSURE					PACKAGE	
Display (inch)	Mountable Max. Monitor Dimension	Portrait Dimension (WxHxD)	Landscape Dimension (WxHxD)	Feets (WxD)	Weight (kg)	Viewing Area (WxH)	Portrait / Landscape Dimension (WxHxD) (mm)	Weight (kg)
43"	570x980x100 mm	1027x1923x160 mm	1472x1800x160mm	205x205 mm	185	529x941 mm	2000x1200x350 / 1880x320x1550	235
46"	615x1060x100 mm	1064x1995x160 mm	1549x1869x160 mm	205x205 mm	210	573x1018 mm	2100x1160x350 / 1970x320x1650	260
49"	645x1115x100 mm	1095x2050x160 mm	1605x1900x160 mm	205x205 mm	235	604x1074 mm	2150x1200x350 / 2000x320x1700	285
50"	655x1135x100 mm	1110x2050x160 mm	1620x1900x160 mm	205x205 mm	235	616x1096 mm	2150x1210x350 / 2000x320x1710	285
55"	720x1250x100 mm	1174x2187x160 mm	1742x1978x160 mm	205x205 mm	255	680x1210 mm	2250x1200x350 / 2100x320x1650	305
65"	845x1470x100 mm	1295x2404x160 mm	1866x2100x160 mm	205x205 mm	275	804x1428 mm	2500x1400x350 / 2200x320x1970	325
75"	970x1690x100 mm	1424x2437x160 mm	2185x2227x160 mm	205x205 mm	295	928x1650 mm	2350x1450x350 / 2200x320x2100	360

* Multiple product package sizes may differ from the information written above. Please get information when you order.

Main Features

● Included ● Optional ● On Project ● Not Available

Custom Color	Client Logo	Floor Mounts	Base Wheels	Base Feets	Tempered Glass	Lockable Cover	PDU 3 x Socket	Fans for Ventilation	Touch Screen

M5 SERIES

Full-Outdoor Totem Enclosure

M5C


Outdoor

P	P	P	P	P	P	P
43"	46"	49"	50"	55"	65"	75"



Key Features

- High Quality Finishes
- Easy Access for Maintenance
- 8mm Anti-Vandal Tempered Glass
- Available for Floor Mounts
- Easy Monitor-TV Mounting
- Heaters with Thermostat (optional)



Show this product on the website



MONITOR		ENCLOSURE				PACKAGE	
Display (inch)	Mountable Max. Monitor Dimension	Dimension (WxHxD)	Feets (WxD)	Weight (kg)	Viewing Area (WxH)	Dimension (WxHxD)	Weight (kg)
43"	570x980x100 mm	1027x2136x160 mm	205x205 mm	182	529x941 mm	2250x1150x350 mm	222
46"	615x1060x100 mm	1064x2208x160 mm	205x205 mm	198	573x1018 mm	2300x1200x350 mm	245
49"	645x1115x100 mm	1095x2263x160 mm	205x205 mm	210	604x1074 mm	2350x1230x350 mm	260
50"	655x1135x100 mm	1095x2263x160 mm	205x205 mm	210	616x1096 mm	2350x1230x350 mm	260
55"	720x1250x100 mm	1174x2400x160 mm	205x205 mm	244	680x1210 mm	2500x1300x350 mm	303
65"	845x1470x100 mm	1296x2617x160 mm	205x205 mm	267	804x1428 mm	2700x1400x350 mm	340
75"	970x1690x100 mm	1424x2650x160 mm	205x205 mm	295	928x1650 mm	2750x1500x350 mm	385

* Multiple product package sizes may differ from the information written above. Please get information when you order.

Main Features

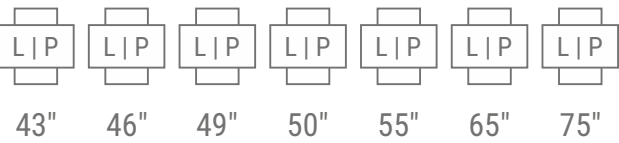
● Included ● Optional ● On Project ● Not Available

Custom Color	Client Logo	Floor Mounts	Base Wheels	Base Feets	Tempered Glass	Lockable Cover	PDU 3 x Socket	Fans for Ventilation	Touch Screen

M5 SERIES


Double Sided Totem Enclosure

M5D
Outdoor

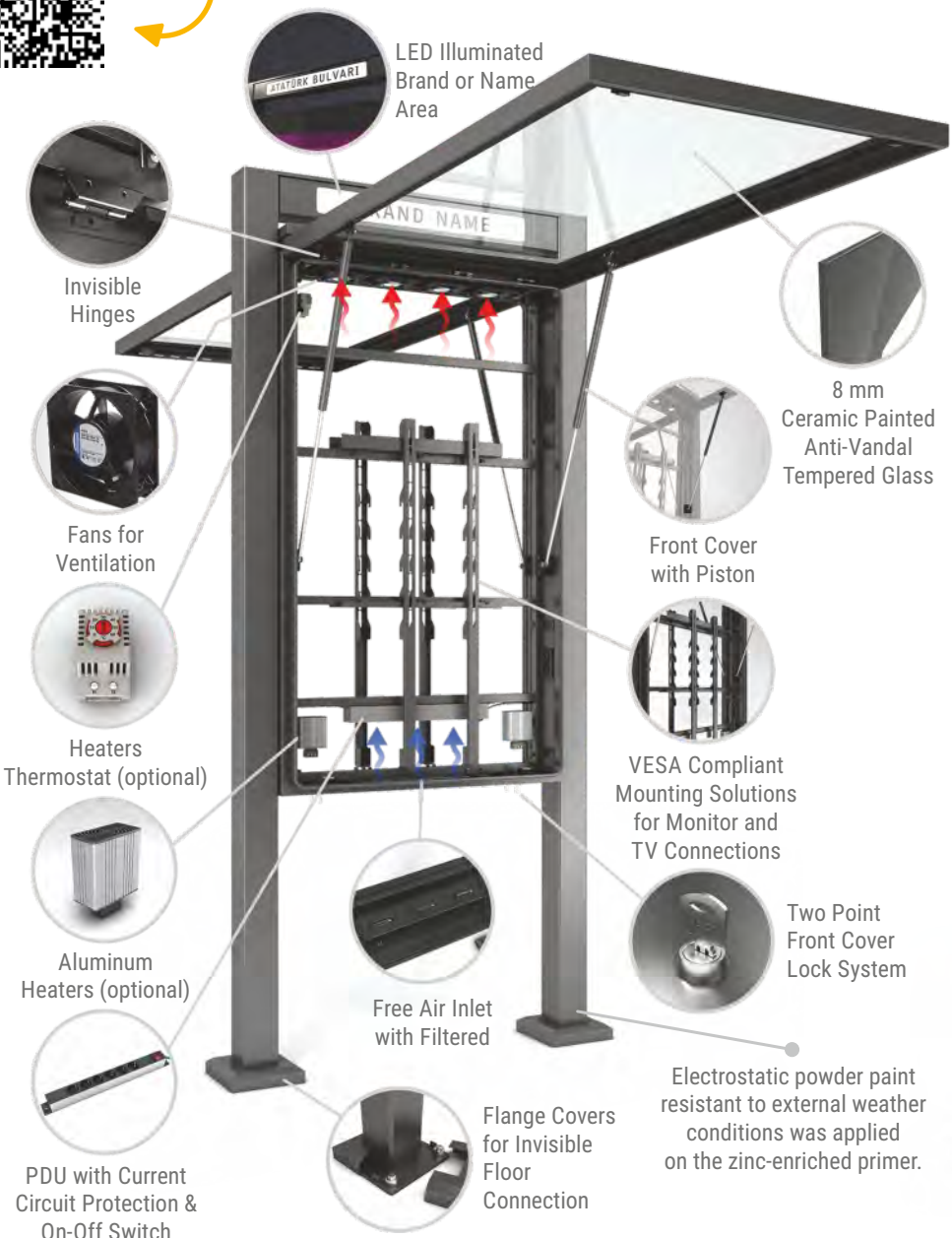


Key Features

- High Durability Fans
- Heaters with Thermostat
- LED Illuminated Lightbox
- 8mm Anti-Vandal Tempered Glass
- Available for Floor Mounts
- Easy Monitor-TV Mounting



Show this product on the website



MONITOR		ENCLOSURE					PACKAGE	
Display (inch)	Mountable Max. Monitor Dimension	Portrait Dimension (WxHxD)	Landscape Dimension (WxHxD)	Feets (WxD)	Weight (kg)	Viewing Area (WxH)	Portrait / Landscape Dimension (WxHxD) (mm)	Weight (kg)
43"	570x980x100 mm	1027x2136x240 mm	1472x1869x240 mm	205x205 mm	156	529x941 mm	2250x1150x350 / 1570x400x1970	206
46"	615x1060x100 mm	1065x2207x240 mm	1549x2082x240 mm	205x205 mm	178	573x1018 mm	2300x1200x350 / 1650x400x2180	228
49"	645x1115x100 mm	1095x2263x240 mm	1605x2113x240 mm	205x205 mm	186	604x1074 mm	2350x1230x350 / 1700x400x2210	240
50"	655x1135x100 mm	1095x2263x240 mm	1605x2113x240 mm	205x205 mm	186	616x1096 mm	2350x1230x350 / 1700x400x2210	240
55"	720x1250x100 mm	1174x2400x240 mm	1742x2148x240 mm	205x205 mm	208	680x1210 mm	2500x1300x350 / 1850x400x2250	268
65"	845x1470x100 mm	1296x2617x240 mm	1866x2180x240 mm	205x205 mm	242	804x1428 mm	2700x1400x350 / 1970x400x2280	305
75"	970x1690x100 mm	1424x2650x300 mm	2185x2288x300 mm	205x205 mm	295	928x1650 mm	2750x1500x350 / 2300x560x2400	385

* Multiple product package sizes may differ from the information written above. Please get information when you order.

Main Features

● Included ● Optional ● On Project ● Not Available

Custom Color	Client Logo	Floor Mounts	Base Wheels	Base Feets	Tempered Glass	Lockable Cover	PDU 6 x Socket	Fans for Ventilation	Touch Screen

F Series

Full-Outdoor Totem Enclosure

F9

Outdoor

P

P

P

P

P

P


P

43" 46" 49" 50" 55" 65" 75"

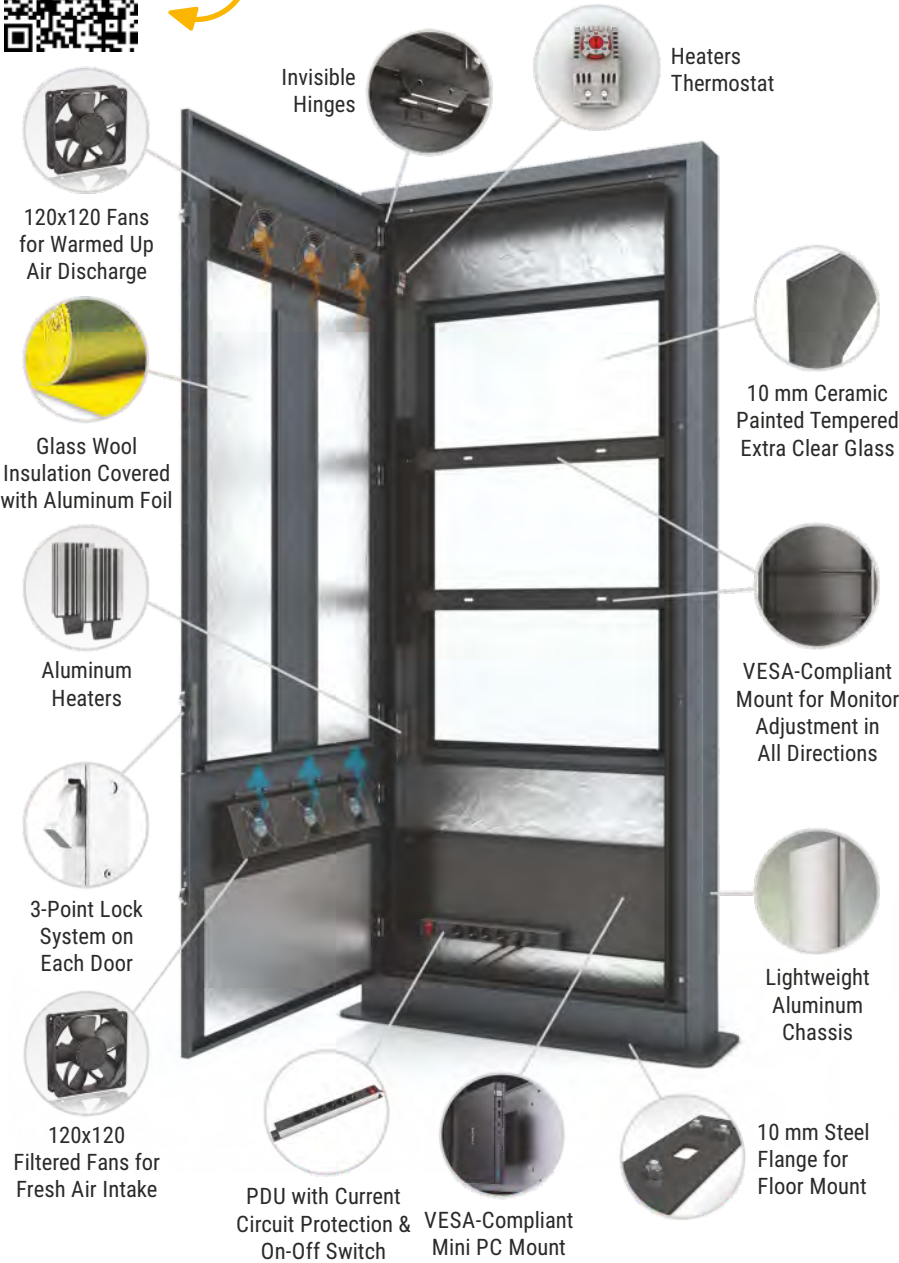


Key Features

- High Quality Finishes
- Easy Access for Maintenance
- 8mm Ceramic Painted Tempered Glass
- Available for Floor Mounts
- Easy Monitor-TV Mounting
- Aluminum Main Chasis



Show this product on the website



cletech

MONITOR		ENCLOSURE				PACKAGE	
Display (inch)	Mountable Max. Monitor Dimension	Dimension (WxHxD)	Flange (WxD)	Weight (kg)	Viewing Area (WxH)	Dimension (WxHxD)	Weight (kg)
43"	570x980x100 mm	850x2350x151 mm	850x308 mm	124	529x941 mm	2400x950x350 mm	164
46"	615x1060x100 mm	900x2350x151 mm	900x308 mm	142	573x1018 mm	2400x1000x350 mm	187
49"	645x1115x100 mm	935x2350x151 mm	935x308 mm	150	604x1074 mm	2400x1050x350 mm	195
50"	655x1135x100 mm	935x2350x151 mm	935x308 mm	150	616x1096 mm	2400x1050x350 mm	195
55"	720x1250x100 mm	1010x2350x151 mm	1010x308 mm	164	680x1210 mm	2400x1100x350 mm	215
65"	845x1470x100 mm	1220x2350x151 mm	1220x358 mm	195	804x1428 mm	2400x1320x400 mm	260
75"	970x1690x100 mm	1340x2350x151 mm	1340x400 mm	225	928x1650 mm	2400x1500x430 mm	290

* Multiple product package sizes may differ from the information written above. Please get information when you order.

Main Features

● Included
 ● Optional
 ● On Project
 ● Not Available

Custom Color	Client Logo	Floor Mounts	Base Wheels	Base Feet	Tempered Glass	Lockable Cover	PDU 6 x Socket	Fans for Ventilation	Touch Screen

FX SERIES

Double Sided Totem Enclosure

FX

Outdoor

P

P

P

P

P

P

46" 49" 50" 55" 65" 75"



Show this product on the website



Key Features

- High Quality Finishes
- Easy Access for Maintenance
- 8mm Anti-Vandal Tempered Glass
- Available for Floor Mounts
- Easy Monitor-TV Mounting
- USB Charging Slots (Optional)



MONITOR		ENCLOSURE			PACKAGE	
Display (inch)	Mountable Max. Monitor Dimension	Dimension (WxHxD)	Weight (kg)	Viewing Area (WxH)	Dimension (WxHxD)	Weight (kg)
46"	615x1060x100 mm	900x2500x332 mm	280	573x1018 mm	1060x2600x450 mm	345
49"	645x1115x100 mm	945x2600x332 mm	294	604x1074 mm	2700x1110x450 mm	370
50"	655x1135x100 mm	945x2600x332 mm	294	616x1096 mm	2700x1110x450 mm	370
55"	720x1250x100 mm	1006x2800x332 mm	452	680x1210 mm	2900x1160x500 mm	525
65"	845x1470x100 mm	1130x2850x332 mm	530	804x1428 mm	2950x1300x500 mm	600
75"	970x1690x100 mm	1255x2900x332 mm	625	928x1650 mm	3000x1410x500 mm	700

* Multiple product package sizes may differ from the information written above. Please get information when you order.

Main Features

● Included
 ● Optional
 ● On Project
 ● Not Available

Custom Color	Client Logo	Floor Mounts	Base Wheels	Base Feet	Tempered Glass	Lockable Cover	PDU 6 x Socket	Fans for Ventilation	Touch Screen

Notes



cletech

OSF, représentant CLETECH Europe



NOUS CONTACTER

Service commercial



+33 (0)1 85 11 06 65



commercial@osf-av.fr



www.osf-av.fr

OSF SAS, 203 rue Michel CARRE
F-95870 Bezons FRANCE