



Shop Window SX Series

Double sided high brightness windows display

Model:

SW43SBA / SW55SBA / SW43SFA / SW55SFA
SW43SBA8 / SW55SBA8 / SW43SFA8 / SW55SFA8



Sunlight
Readable



High
Brightness



Android Player



Ambient
Light Sensor




Temperature
Control System



CMS
Control



FEATURES



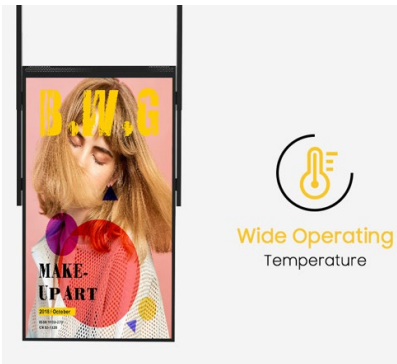
Direct Sunlight readable

Designed for window displays that face the challenge of direct sunlight. Referee's displays use commercial grade ultra high brightness panels((2,500nits); up to 10 times brighter than a domestic television.



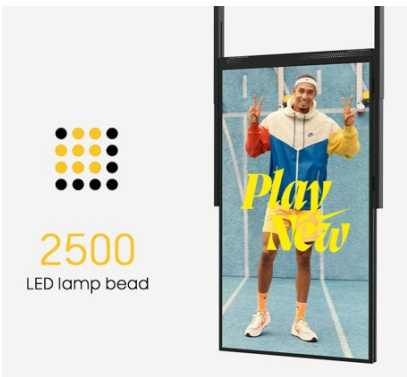
Ultra Resistant Blackening Defect

LCD panels exposed to direct sunlight suffer from temporary blackening defect. Referee's displays use a special ultra-high brightness panel that can withstand surface temperatures up to 110°C with no blackening defect occurring.



Smart Temperature Control

Referee's smart temperature control system allows the screen to be in constant use in an outward facing window. The panel and other internal components are kept at the optimum working temperature; ensuring a long and reliable life for your screens.



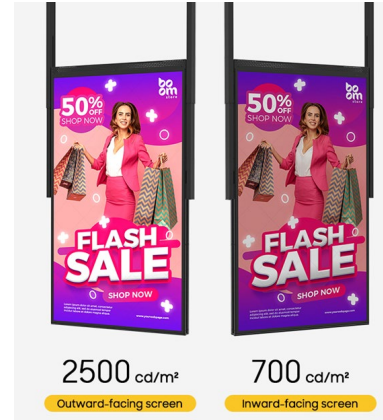
Free Maintenance Design

Referee's high brightness display with 2500 LED lamp beads features maintenance-free and low power consumption screen. The Direct-Backlight technology with all-Aluminum cover is good for display heat dissipation.



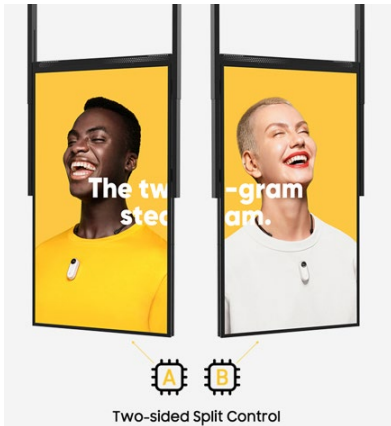
Brightness automatically adjustment

Referee high brightness windows display with light sensor, brightness can automatically adjustment. It can power saving and good for displays lifetime.



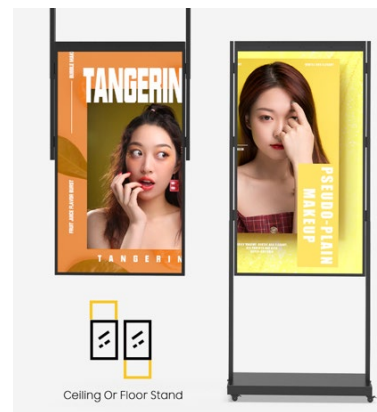
Double sided windows display

Maximize window displays by broad casting content inwards and outwards, even in direct Sunlight. With a 2,500nits outward-facing screen to combat direct Sunlight and a 700nits inward-facing screen to combat brightly-lit indoor spaces.



Two independent Android CPU

Referee's double sided windows display provides two independent android CPU, Dual sides screen can play same content or different contents. One machine, two uses.



Flexible installation method

Flexible installation method optional, it can be ceiling mounted or floor standing, satisfying the different space requirements.

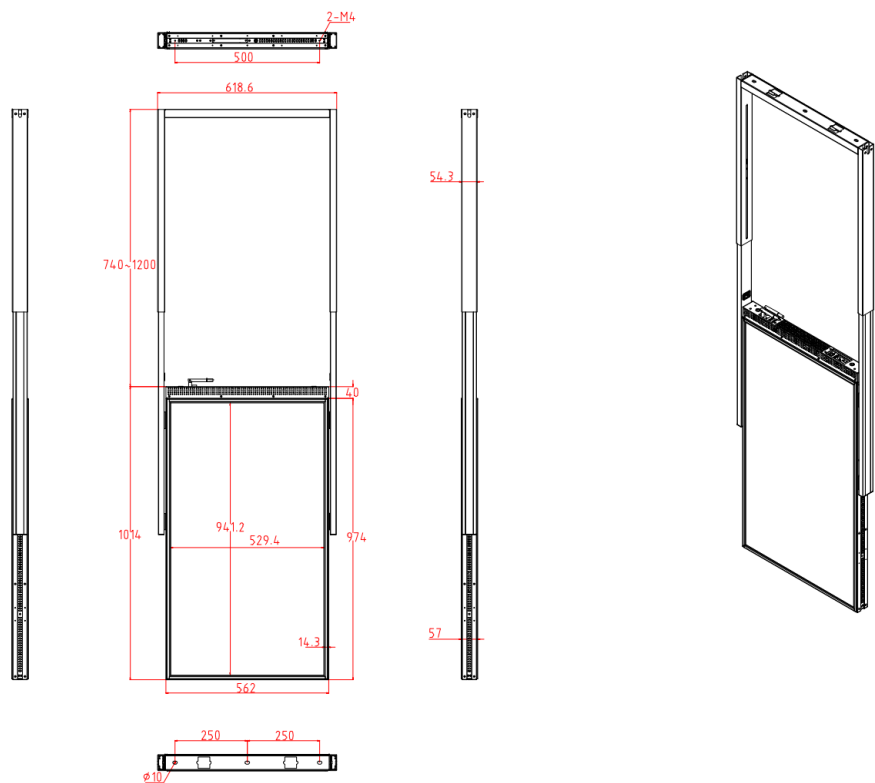
SPECIFICATION



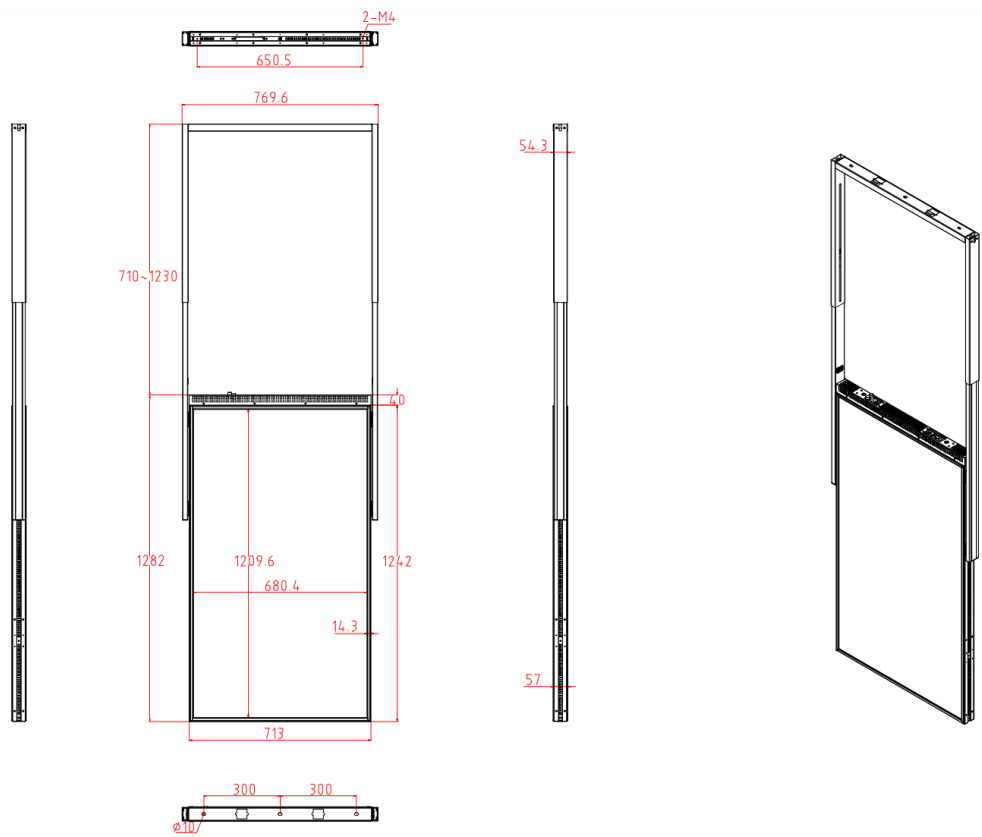
Specification:						
Model No.:	SW43SBA	SW43SBA8	SW55SBA	SW55SBA8	SW43SFA	SW55SFA
	Ceiling Mounting single Side	Ceiling Mounting double Side	Ceiling Mounting single Side	Ceiling Mounting double Side	Floor standing, single Side	Floor standing, single Side
LCD Panel						
Screen size	43in	43in	55in	55in	43in	55in
Resolution	1920x1080	1920x1080	1920x1080	1920x1080	1920x1080	1920x1080
Viewing Angle	89/89/89/89	89/89/89/89	89/89/89/89	89/89/89/89	89/89/89/89	89/89/89/89
Contract Ratio	3000:01:00	3000:01:00	3000:01:00	3000:01:00	3000:01:00	3000:01:00
Brightness	2500nits	700nits	2500nits	700nits	2500nits	2500nits
		2500nits		2500nits		
LCD Panel						
Hardware	Single PCBA	Double PCBA	Single PCBA	Double PCBA	Single PCBA	Single PCBA
CPU	RK3568 Quad Core, up to 1.9G Hz					
RAM	2GB					
Storage	16GB					
Android System	Android 11					
WiFi	802.11b/g/n					
Ethernet network	100M/1000M					
MicroSD slot	Micro SD card x 1					
USB port	USB 2.0 x 2					
HDMI	HDMI output x1					
Earphone	Audio Socket (3.5mm)					
Video format	MPEG-1,MPEG-2,MPEG-4,H.263, H.264,VC1,RV etc.,Max 1920x1080p					
Audio format	MP3/WMA					
Image format	JPEG,BMP etc					
Others						
Speaker	N/A					
OSD Menu	English					
Power supply	AC100v-240v					
Power consumption	280W	340W	420	380W	280W	420
General information						
Case Material	Metal case					
Case Color	Black or white					
Storage Temp	(-20 -- 65 degree)					
Working Temp	(0 -- 55 degree)					
Storage/Working Humidity	(10 -- 90 %)					
Size & Weight						
Screen Dimension(mm)	971.1*638.5*74	971.1*638.5*74	1241.1*788.3*74	1241.1*788.3*74	971.1*638.5*74	1241.1*788.3*74
N.W (KGS):screen	19	21	29	32	19	29
G.W (KGS):with bracket	31	33	43	46	41	53
Packing Size (1set):	1160x810x230mm	1160x810x230mm	1420x950x230mm	1420x950x230mm	1160x810x230mm	1420x950x230mm



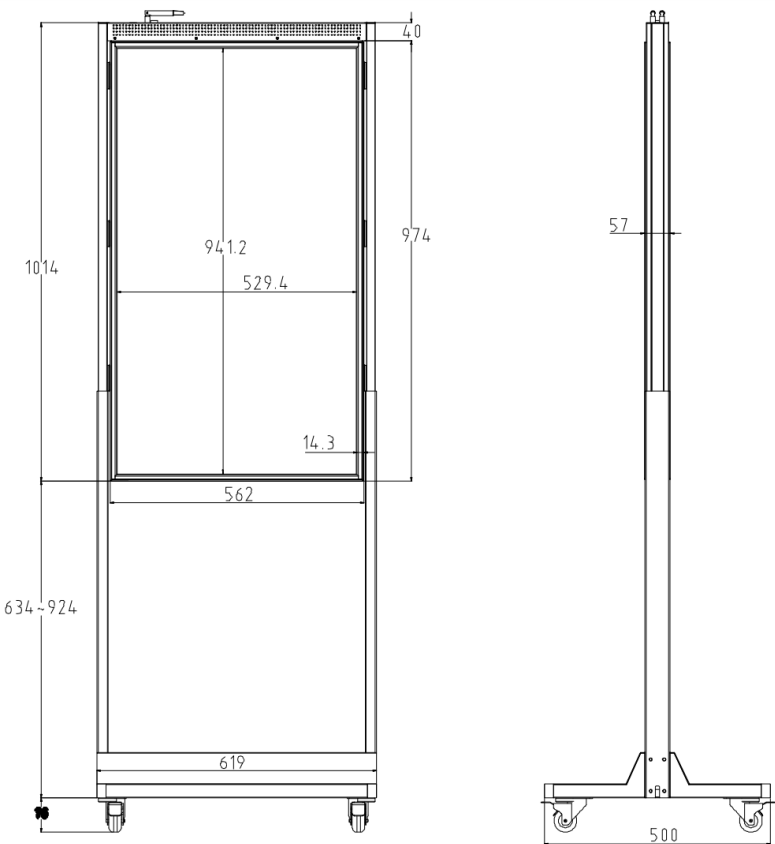
Model: SW43SBA8



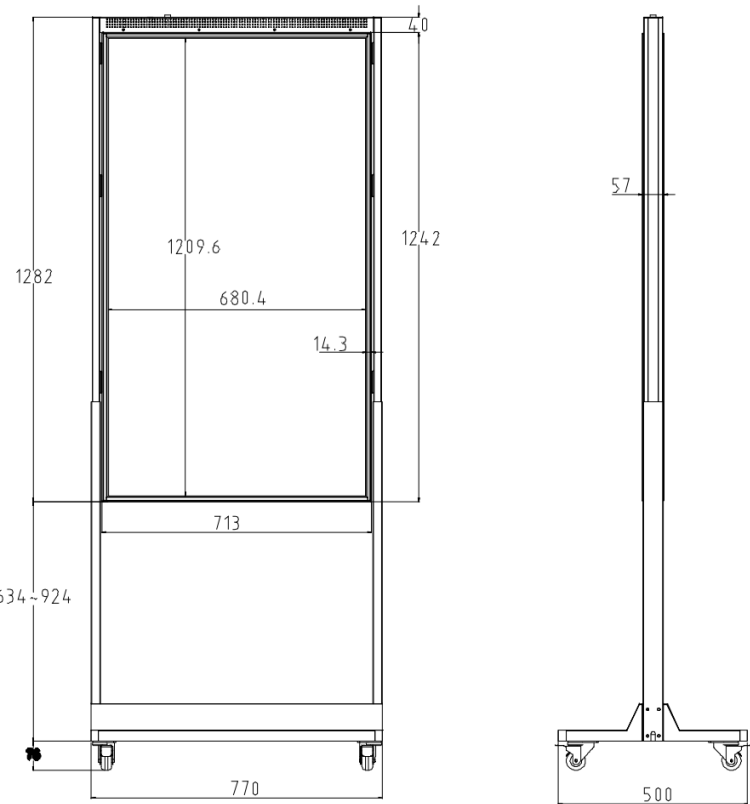
Model: SW55SBA8



Model: SW43SFA8



Model: SW55SFA8



ACCESSORIES



**WiFi
Antenna**



**Power
Cable**




**Remote
Control**



Screws

PACKAGE







Optional Referee CMS is an advertising software to manage, control, edit and publish contents to different screens at different locations remotely. Content be controlled and updated remotely.




Remote
Publish



Device
Management



Data
Analysis



Remote
Control

Stand-out Features Of Referee CMS

- Network update remotely
- Plug & Play by USB Stick
- Playlists scheduling
- Auto loop play when power on.
- Timer on/off
- Split screen with images, video, text, date & time etc.
- Multi-groups and sub-accounts management
- Slideshow, Rolling words
- Reports, statistic, status monitoring
- Cloud server in Germany
- Free content plate create

Why Choose Refee Commercial Displays



Cost-Effective Solution

Depending on more than 18 years experience in commercial display industry, Refee provides cost-effective product for you. Our competency lies in innovative design, expert engineering, personalized customer service and competitive pricing.



Project Customization

Your display can be customized to suit your requirements by adding logo or tailoring the color of a display. Refee can also carry out hardware modifications to existing products or manufacture bespoke solutions for special projects.



Custom Product Testing & Configuration

If you need us to test third party software or a website, or configure your screen in a particular way before it is dispatched (e.g. in a particular orientation or network mode), we can do so to make your life easier.



3D Rendering Support

If you want to know how a particular screen will look once installed, just send us a photo of the location and we will create a 3D rendering of any screen in situ to help you to visualize how amazing it will look.



Extended Product Warranty


All of our commercial display products come with a one year commercial warranty as standard but if you want to extend this you can upgrade this to cover a 2 year or 3 year or more period at point of purchase.



Lifetime Technical Support

When you receive product, throughout the duration of warranty and after warranty has expired we are here to support you. If you require any assistance setting up or using product, or have any problems at all, we can provide free technical support.


About Us



Referee was established in 2005 and obtained China State-level high-tech enterprise certification in 2017. We are committed to the latest technology application, design, research and development of commercial displays and provide complete solutions. With experienced software and hardware engineer team, Referee bring customer concept, sketch, to engineering sample, and final mass production .

We mainly operate in the North American, European and Middle Eastern markets, and has signed strategic partnership agreements with well-known local companies in the United States , Germany, Britain, France, and UAE. Referee's partners include Adidas, P&G, British American Tobacco, Nike and other world-renowned brands

We have obtained ISO 9001 certification and various product certifications exported abroad: CCC, CE, RoHS, FCC and so on.



www.refeedigital.com



info@refeedigital.com



www.refeedigital.com

